



Portsmouth Mainstreet Tree Care Guide

Provided by
ODNR Division of Forestry



Help protect our growing investment of trees and shrubs



Lawnmowers and weed whippers

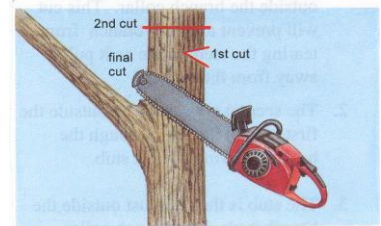

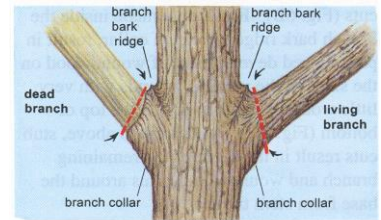
Lawn equipment can damage and kill trees by scraping tree bark. Lawn mower scrapes disrupt a tree's ability to move nutrients and water from roots to leaves. These wounds also can become entry points for disease and insects.

Protect all young trees with an 8-inch piece of corrugated plastic tubing. Also mulch young trees to reduce grass competition and deadly encounters with lawn equipment. Mulch should not be more than 3 inches thick and must not be piled up against the trunk as this promotes rot.



How to prune trees


All pruning should conform to ANSI safety standards and to the ISA (International Society of Arboriculture) tree pruning guidelines. This ensures safety of workers, bystanders and the health of the trees.




Trees should not be topped. All directional pruning cuts should be made just outside the branch collar near the main stem. Stubs should not be left. Tools should be sharp. Sharp tools help ensure clean cuts that will heal fast. Dull tools can tear bark and leave stubs.

Mulch young trees

The application of mulch around young trees suppresses grass growth, which reduces a tree's competition with grass. Mulch also acts to fertilize and buffer young tree roots from temperature and moisture extremes.



Trees...
clean the air
reduce flooding
provide habitat
reduce "Greenhouse Effect"
abate noise
absorb stormwater
calm traffic
reduce crime
add color and character to the landscape...



For more information:
Ann Bonner
ODNR Division of Forestry
360 East State St.
Athens, Ohio 45701
740-589-9910

